














A combination of high quality indigenous stone with bespoke sandblasted designs ensures an eye-catching sign that stands the test of time. With an array of additional features to choose from, customer's design their perfect sign to suit their own tastes and complement the proposed surroundings.

| Standard Shapes & Fixing Methods | Shape               |  |  |  |  |
|----------------------------------|---------------------|---|---|---|--|
|                                  |                     | Rectangle   | Square  | Oval or Round   | Standing / Monolith  |
|                                  | Hidden Dowel Fixing | X   | X   | X   |  |
|                                  | Screw Fixing        | X   | X   | X   |  |
|                                  | Built Into Wall     | X   | X   | X   | X  |
|                                  | Fixed Into Ground   |   |   |   | X  |

| Standard Shapes & Sizes (mm) |  |  |  |  |
|------------------------------|---|---|---|--|
|                              | Rectangle   | Square  | Oval  | Standing / Monolith  |
|                              | 300 x 150   | 150 x 150   | 300 x 150   | 1000 x 500   |
|                              | 400 x 200   | 300 x 300   | 400 x 200   | 1500 x 750   |
|                              | 600 x 300   | 400 x 400   | 600 x 300   | 2000 x 1000  |

| Surface Finish |  |  |  |  |
|----------------|---|---|---|---|
|                |   | Riven   | Brushed Riven   | Antique   |

| Edging Examples |  |  |  |
|-----------------|---|---|---|
|                 |   | Sawn  | Matt Chamfer  |


| Font Examples | Arial<br>Belwe<br>Caudex<br>Dumbledor<br><b>Heuristica</b><br><i>Lucida</i><br>MARCELLUS | Arial<br>Belwe<br>Caudex<br>Dumbledor<br><b>Heuristica</b><br><i>Lucida</i><br>MARCELLUS | Arial<br>Belwe<br>Caudex<br>Dumbledor<br><b>Heuristica</b><br><i>Lucida</i><br>MARCELLUS | Arial<br>Belwe<br>Caudex<br>Dumbledor<br><b>Heuristica</b><br><i>Lucida</i><br>MARCELLUS |
|---------------|--|--|--|--|
|               |  |  |  |  |



The process of creating a sign involves several different stages, at each stage you will have our team on hand to offer guidance and assistance.


### 1. Initial Enquiry & Consultation

The first, and often most important, stage of any sign enquiry is getting in touch with our sales team. From here, they can help navigate you through the process from start to finish. They can provide approximate leadtimes, information and costings, all of which will be confirmed once the design is finalised.



### 2. Design Considerations & Artwork

After the initial consultation, our design team produces digital mockups showing your chosen sizes, shape, finish and additional details such as personalised inscription. Once the design process is complete, our sales team will then confirm all the details of the memorial with you and provide a finalised leadtime and costings.



### 3. Processing & Production

Following this, the information is passed to our office and accounts team for processing and preparing documents. Production is then scheduled with the workshop before material is extracted and a stone is specially selected. Cutting, polishing, shaping, edging and sandblasting are some of the processes a sign may go through during production with each carefully checked to ensure it is finished to the highest quality.



### 4. Installation

Depending on your chosen fixing methods, Norse Stone will provide guidance on how to best install them. Please note that although some methods can be done by a competent DIY'er, others may require the help of professionals. Our team will do their best to provide guidance on any requirements prior to installation.



### 5. Aftercare

Due to being made from a durable natural stone, general maintenance of our signs don't usually require regular cleaning. In the event cleaning is required, use warm water with a mild detergent or dish soap along with a soft bristled brush. Never use harsh chemicals or high-pressure sprayers or hoses.

The information contained herein is to the best of our knowledge true and accurate and is given in good faith but without warranty. As part of our continual improvement process, Norse Stone Ltd reserve the right to change the properties listed on this data sheet without any prior notice.

### Technical Data

Summary of Typical Values

|          |                           |                 |                      |        |                  |
|----------|---------------------------|-----------------|----------------------|--------|------------------|
| Density  | 2650 (kg/m <sup>3</sup> ) | BSEN 1936: 2006 | Compressive Strength | 209Mpa | BSEN 1926: 2006  |
| Porosity | 0.40%                     | BSEN 1936: 2006 | Water Absorption     | 0.20%  | BSEN 13755: 2008 |